


English

Quarter 4 – Module 7:

Differentiating Words with Different Medial Vowels



English - Grade 2
Alternative Delivery Mode
Quarter 4 - Module 7: Differentiating Words with Different Medial Vowels
First Edition, 2020

Republic Act 8293, section 176 states that: No copyright shall subsist in any work of the Government of the Philippines. However, prior approval of the government agency or office wherein the work is created shall be necessary for exploitation of such work for profit. Such agency or office may, among other things, impose as a condition the payment of royalties.

Borrowed materials (i.e., songs, stories, poems, pictures, photos, brand names, trademarks, etc.) included in this module are owned by their respective copyright holders. Every effort has been exerted to locate and seek permission to use these materials from their respective copyright owners. The publisher and authors do not represent nor claim ownership over them.

Published by the Department of Education
Secretary: Leonor Magtolis Briones
Undersecretary: Diosdado M. San Antonio

Development Team of the Module

Writer: Frenzy Keirol P. Viray

Editor: June D. Cunanan

Reviewers: June D. Cunanan, Ramil G. Ilustre PhD

Illustrator: Timothy M. Bagang

Layout Artist: Erwin H. Iruma

Management Team: Nicolas T. Capulong PhD, CESO V
Librada M. Rubio PhD
Ma. Editha R. Caparas EdD
Nestor P. Nuesca EdD
Celia R. Lacanlale PhD
Ruby M. Jimenez PhD
June D. Cunanan

Printed in the Philippines by Department of Education – Region III

Office Address: Diosdado Macapagal Government Center, Maimpis,
City of San Fernando (P)
Telefax: (045) 598-8580 to 89; (045) 402-7003 to 05
E-mail Address: region3@deped.gov.ph

English

Quarter 4 – Module 7: Differentiating Words with Different Medial Vowels

Introductory Message

For the facilitator:

Welcome to the English 2 Alternative Delivery Mode (ADM) Module on Differentiating Words with Different Medial Vowels!

This module was collaboratively designed, developed and reviewed by educators both from public and private institutions to assist you, the teacher or facilitator in helping the learners meet the standards set by the K to 12 Curriculum while overcoming their personal, social, and economic constraints in schooling.

This learning resource hopes to engage the learners into guided and independent learning activities at their own pace and time. Furthermore, this also aims to help learners acquire the needed 21st century skills while taking into consideration their needs and circumstances.

In addition to the material in the main text, you will also see this box in the body of the module:



Notes to the Teacher





This contains helpful tips or strategies that will help you in guiding the learners.








As a facilitator, you are expected to orient the learners on how to use this module. You also need to keep track of the learners' progress while allowing them to manage their own learning. Furthermore, you are expected to encourage and assist the learners as they do the tasks included in the module.

For the learner:

Welcome to the English 2 Alternative Delivery Mode (ADM) Module on Differentiating Words with Different Medial Vowels! This module was designed to provide you with fun and meaningful opportunities for guided and independent learning at your own pace and time. You will be enabled to process the contents of the learning resource while being an active learner.

This module has the following parts and corresponding icons:

 <i>What I Need to Know</i>	This will give you an idea of the skills or competencies you are expected to learn in the module.
 <i>What I Know</i>	This part includes an activity that aims to check what you already know about the lesson to take. If you get all the answers correct (100%), you may decide to skip this module.
 <i>What's In</i>	This is a brief drill or review to help you link the current lesson with the previous one.
 <i>What's New</i>	In this portion, the new lesson will be introduced to you in various ways such as a story, a song, a poem, a problem opener, an activity or a situation.

 <i>What is It</i>	This section provides a brief discussion of the lesson. This aims to help you discover and understand new concepts and skills.
 <i>What's More</i>	This comprises activities for independent practice to solidify your understanding and skills of the topic. You may check the answers to the exercises using the Answer Key at the end of the module.
 <i>What I Have Learned</i>	This includes questions or blank sentence/paragraph to be filled in to process what you learned from the lesson.
 <i>What I Can Do</i>	This section provides an activity which will help you transfer your new knowledge or skill into real life situations or concerns.
 <i>Assessment</i>	This is a task which aims to evaluate your level of mastery in achieving the learning competency.
 <i>Additional Activities</i>	In this portion, another activity will be given to you to enrich your knowledge or skill of the lesson learned.
 <i>Answer Key</i>	This contains answers to all activities in the module.

At the end of this module you will also find:

References

This is a list of all sources used in developing this module.

The following are some reminders in using this module:

1. Use the module with care. Do not put unnecessary mark/s on any part of the module. Use a separate sheet of paper in answering the exercises;
2. Don't forget to answer *What I Know* before moving on to the other activities included in the module;
3. Read the instruction carefully before doing each task;
4. Observe honesty and integrity in doing the tasks and checking your answers;
5. Finish the task at hand before proceeding to the next; and
6. Return this module to your teacher/facilitator once you are through with it.

If you encounter any difficulty in answering the tasks in this module, do not hesitate to consult your teacher or facilitator. Always bear in mind that you are not alone.

We hope that through this material, you will experience meaningful learning and gain deep understanding of the relevant competencies. You can do it!



What I Need to Know

This module provides activities that will help you on how to differentiate the medial vowels in a word.

At the end of this module, the learners will be able to:

1. differentiate words with different medial vowels (*E2PWR-IVh-17.2*); and
2. select the right medial vowel to use in each sentence.




What I Know

Directions: Look at the pictures. Choose the correct medial vowel for each word in the box. Write your answer on your paper.


a, e, i, o, u



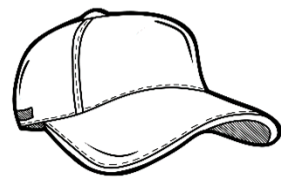
c_p




b_ll



c_p



c_p



f_sh

Lesson

1

Differentiating Words with Different Medial Vowels

Your ability in differentiating words with medial vowels will show how familiar you are with words that have different medial vowels. If you know this, you will be able to identify the correct words to use in sentences.




What's In

Directions: Write the letter of the correct picture with the word. Do this on your paper.

1. boy



A



B

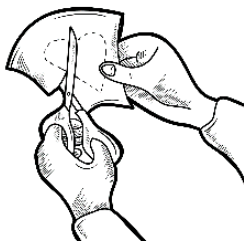


C



D


2. cat



A



B




C

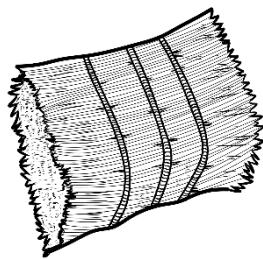


D


3. fin



A



B




C




D

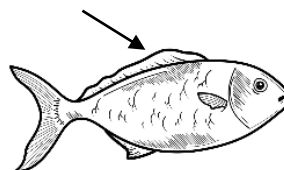
4. hen




A



B

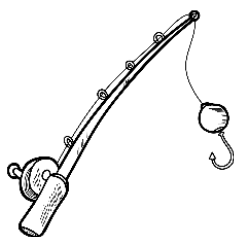


C



D


5. run



A



B



C



D



Notes to the Teacher

The teacher must consider the prerequisite skills needed in the development of this competency including the schema or background knowledge which may reinforce learning. This module will help the learners bridge the gap of learning to attain mastery of the lesson in its spiral progression.



What's New

Directions: Identify the words with different medial vowels but have the same consonant sounds in the following sentences. Write your answers on your paper.

Example:

I have a pet who likes to play with a pig.

pet – pig

1. The weather is bad, so I went back to my bed.
2. I use nets to collect my harvested nuts.
3. It's hot outside, so I brought my hat.
4. I taught my son that the Earth rotates around the sun.
5. I pat my pet's head gently.



What is It

Directions: Put a check (✓) if the word with medial vowel is correct, and cross (✕) if incorrect. Write your answers on your paper.

1. map
2. seck
3. pig
4. vot
5. puppy

Medial vowels are located at the middle of a word. The word may change its meaning if the medial vowel is replaced.


Examples:

fit-fat

toll-tall

sun-son

As you can see, the word **sun** (the star around which the earth orbits) is different from the word **son** (a boy or man in relation to either or both of his parents). The medial vowel **u** in **sun** is changed to **o** in **son** forming another word.



What's More

A. Directions: Choose the correct word with medial vowel that matches the given meaning. Write your answer on your paper. The first one has been done for you.

- | | |
|--------------------------------|------------------------------|
| 1. used for writing | (pin, <u>pen</u> , pan, pon) |
| 2. furry animal with four legs | (dig, dog, dug, drag) |
| 3. a round object | (ball, bell, bill, bull) |
| 4. to hope for something | (wish, wash, well, wall) |
| 5. a large boat | (shop, ship, slip, slap) |
| 6. a type of insect | (bug, beg, big, bag) |

B. Directions: Choose the correct word to complete each sentence. Do this on your paper.


Example: The (bat, bet, bit, but) lives in caves.

1. The (pat, pet, pot, put) is full of water.
2. The fish has a (fan, fin, fed, fun).
3. I am (tan, ten, tin, ton) years old.
4. My favorite snack is (ban, Ben, bin, bun) with cheese.
5. Baguio is a cold place and it is covered with (feg, fig, fog, fun).


C. Directions: Fill the correct medial vowel to the given words below. Pictures will serve as your clues. Write your answers on your paper.




1. m____g




2. ch____ck



3. v____n




4. fr____g



5. sh____ll

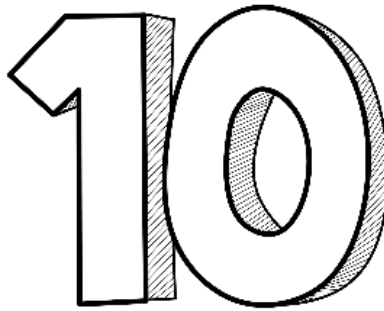
D. Directions: Choose the correct word for each picture.
Write your answers on your paper.



pot
pet
pat
put



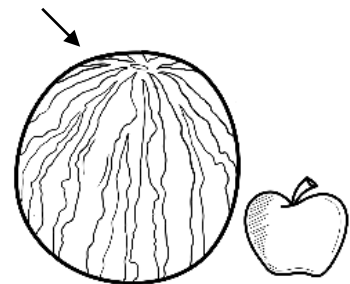
fin
fun
fall
fell



tan
ten
top
tip



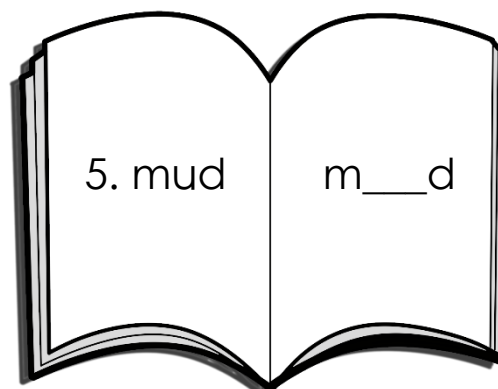
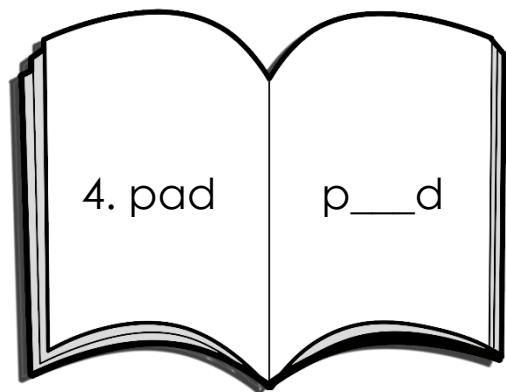
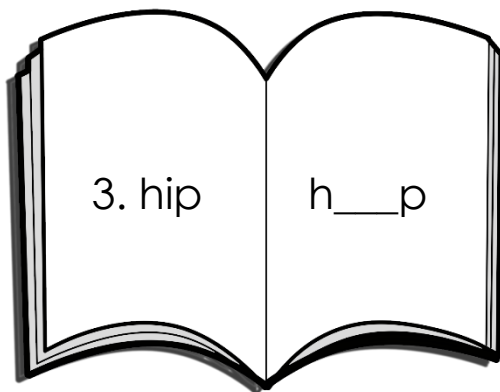
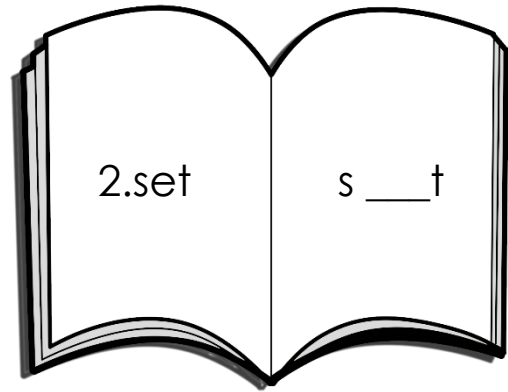
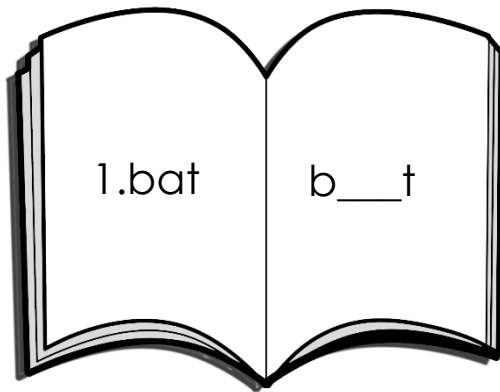
bun
ban
bin
Ben



bag
beg
big
bug

E. Directions: Study each word. Then change the medial vowel to form a new word. Write your answer on your paper.

Example: cat – cut



F. Directions: Arrange the jumbled letters to form words with different medial vowels. Use the picture as clues. Write your answer on your paper.




1. cra



2. dub



3. nte



4. osn



5. pis






G. Directions: Draw a happy face (☺) if the statement is correct and sad face (☹) if incorrect. Write your answers on your paper.

1. I ordered a set of clothes.
2. I ate a bit of cake.
3. The girl is sad.
4. I have a pod paper.
5. He is a young lad.

H. Directions: Read the poem and fill the missing vowels on the blank. Use the pictures as your clues.
Write your answer on your paper.

Superheroes

by: Frenzy Keirol P. Viray

Superheroes come in different forms
They can wear capes and can create storms
They can fly and reach the (1.) mo___n 
Sometimes I watch them as cartoon
My superheroes do (2.) n___t  have superpowers
But this time they are the doers
They are saving (3.) s___ck  people
They are sacrificing their all. 
My superheroes are just one (4.) c___ll away
They just have one request, in your home, please stay
I want to tell all of them
My superheroes are today's (5.) g___m. 



What I Have Learned

Directions: Fill in the blanks with the correct answers.
Choose the correct word inside the box. Do this on your paper.

bed	boy	child
meaning	middle	vowels

1. Medial vowels are located at the _____ of the word.
2. The a, e, i, o, and u are called medial _____
3. Changing the medial vowel can modify the _____ of a certain word.
4. _____ is a piece of furniture for sleep or rest.
5. Lito is a helpful _____ because he helps his parents on their farm.



What I Can Do

Directions: Choose the word that does not belong to the group. Write your answer on your paper.

Example: dad, sad, good, bad

1. fat, mad, pan, leg
2. hop, jog, mop, run
3. get, sit wet, vet
4. bit, kit, jar, pit
5. cup, hut, nut, top



Assessment

Directions: Put a check (✓) if the underline word in the statement is correctly used and cross (✕) if it is not. Write your answer on your paper.

1. He won the track and field competition because he is fist.
2. I saw a crab walking slowly on the beach.
3. My favorite food during Christmas is ham.
4. My grandfather build nipa hat near his farm.
5. The spider makes web.



Additional Activities

Use the words to form a simple sentence. Do this on your paper.

1. far
2. big
3. smell
4. log
5. bus



Answer Key

<p>What I Know</p> <p>1. cup 2. cop 3. cap 4. bell 5. fish</p>	<p>What's In</p> <p>1. a 2. c 3. d 4. b 5. b</p>	<p>What's New</p> <p>1. bad-bed 2. nets-nuts 3. hot-hat 4. son-sun 5. pat-pet</p>	<p>What Is It</p> <p>1. √ 2. X 3. √ 4. X 5. √</p>
<p>What's More</p> <p>A.</p> <p>1. dog 2. ball 3. wish 4. ship 5. bug</p> <p>E.</p> <p>1. but, bet 2. sat, sit 3. hop 4. pod 5. mad, mid</p> <p>F.</p> <p>1. car 2. bud 3. net 4. son 5. sip</p> <p>B.</p> <p>a. pot b. fin c. ten d. bun e. fog</p> <p>C.</p> <p>• u • o • i • e • a</p> <p>G.</p> <p>1. 😊 2. 😊 3. 😊 4. 😊 5. 😊</p> <p>H.</p> <p>1. moon 2. not 3. sick 4. call 5. gem</p>			
<p>What I Have Learned</p> <p>1. middle 2. vowels 3. meaning 4. bed 5. boy</p> <p>What Can I Do</p> <p>1. leg 2. run 3. sit 4. jar 5. top</p> <p>Assessment</p> <p>1. X 2. √ 3. √ 4. X 5. √</p> <p>Additional Activity</p> <p>(Answers may vary)</p>			

References

Fairy Poppins for Playdough to Plato".

2016. *Cdn.Playdoughtoplato.Com*.

<https://cdn.playdoughtoplato.com/wp-content/uploads/2016/05/Medial Vowel Word Cards and Puzzles.pdf>.

K-12 Most Essential Learning Competencies (MELC) – Teach Pinas. Teach Pinas, 2020.

<https://www.teachpinas.com/k-12-most-essential-learning-competencies-melc/>.

"Medial Vowels". 2020. *Teaching Ideas*.

<https://www.teachingideas.co.uk/spelling-patterns/medial-vowels>.

Smith, Kelli. 2020. "Medial Sound Sorting". *Better lesson*.

<https://betterlesson.com/lesson/569413/medial-sound-sorting>.

Updates, News, Teaching Materials, Reading Articles, and Be Contributor. 2020. "Most Essential Learning Competencies (MELC) KG to Grade 12 SY 2020-2021". *DepEd Click*.

<https://www.deped-click.com/2020/05/most-essential-learning-competencies.html>.

"Utah State Office of Education (Language and Arts)".

2018. *Schools.Utah.Gov*.

<https://www.schools.utah.gov/file/f849f658-9424-44d0-931a-78f4f9b37169>.

For inquiries or feedback, please write or call:

Department of Education-Bureau of Learning Resources (DepEd-BLR)

Ground Floor, Bonifacio Bldg., DepEd Complex
Meralco Avenue, Pasig City, Philippines 1600

Telefax: (632) 8634-1072; 8634-1054; 8631-4985

Email Address: blr.lrqad@deped.gov.ph * blr.lrpd@deped.gov.ph